

---

# WHY CHOOSE A CATHOLIC SCHOOL?

When families compare educational options for their kids, Catholic schools come out on top in many areas.

---



# CATHOLIC SCHOOLS: THE GOOD NEWS IN EDUCATION

**Parents choose Catholic schools because they emphasize academic enrichment and moral and spiritual development for their children.**

Catholic school students score above average on national academic tests. Nationally, **99.1 percent** of students at Catholic high schools graduate. Locally, **91.4 percent** of graduates from the Archdiocese of Indianapolis go on to college, compared to 44.1 percent of public school graduates.

Catholic schools provide an education that **goes beyond preparation** for a secular life. They produce students dedicated to their faith, values, families and communities by providing an intellectually stimulating environment rich in spiritual and moral development.

**Commitment to service** is a core value of Catholic schools. Catholic students learn service—giving their time, talents and effort to help others—both as an expression of faith and good citizenship.

Nationwide, there are nearly 7,000 elementary and secondary Catholic schools. Total enrollment is about **2.1 million** with an average student-to-teacher ratio of **14 to 1**.

Nearly **30 percent** of Catholic school students come from minority populations. Enrollment of students who are not Catholic is **14.9 percent**, an indication many diverse families seek the benefits of a quality education with moral underpinnings.

Catholic schools **play a key role in educating students** of low-income families and students from the inner city. Urban schools represent 31.5 percent of the total number of Catholic schools, inner city schools 11.5 percent, suburban schools 35.9 percent and rural schools 21 percent.

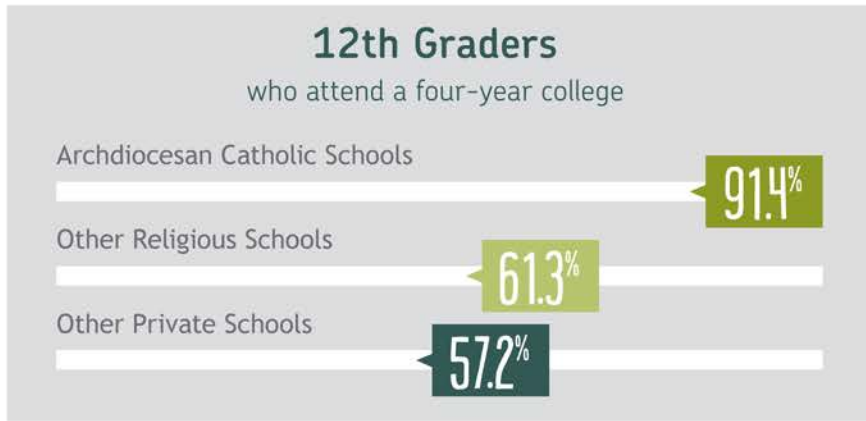
Nearly half (**42.5 percent**) of students enrolled in U.S. private schools attend Catholic schools; 38.1 percent attend other religious schools and 19.4 percent go to nonsectarian schools.

Combined, Catholic elementary and secondary schools **save U.S. taxpayers an estimated \$20 billion a year** in education costs. They employ more than 151,000 full-time staff members.

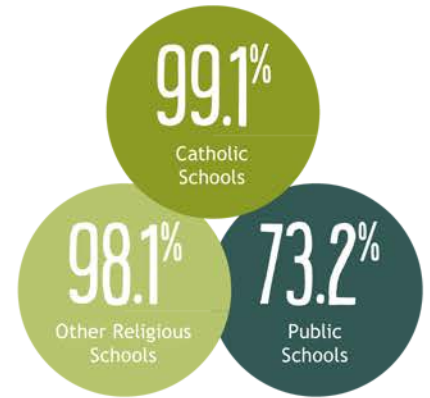
Hispanics who attended a Catholic elementary school are twice as likely to have a college degree and a household income of \$75,000 or more. The association is even stronger for those who attended a Catholic high school. We are not suggesting that Catholic schooling causes success later in life — certainly there are many other intervening factors — but the comparisons here are worth noting. Catholic schooling does make a difference for Hispanics.

(\*Catholic education; Does it still make a difference?"; Mary Gautier; *National Catholic Reporter*, Oct. 24, 2011)

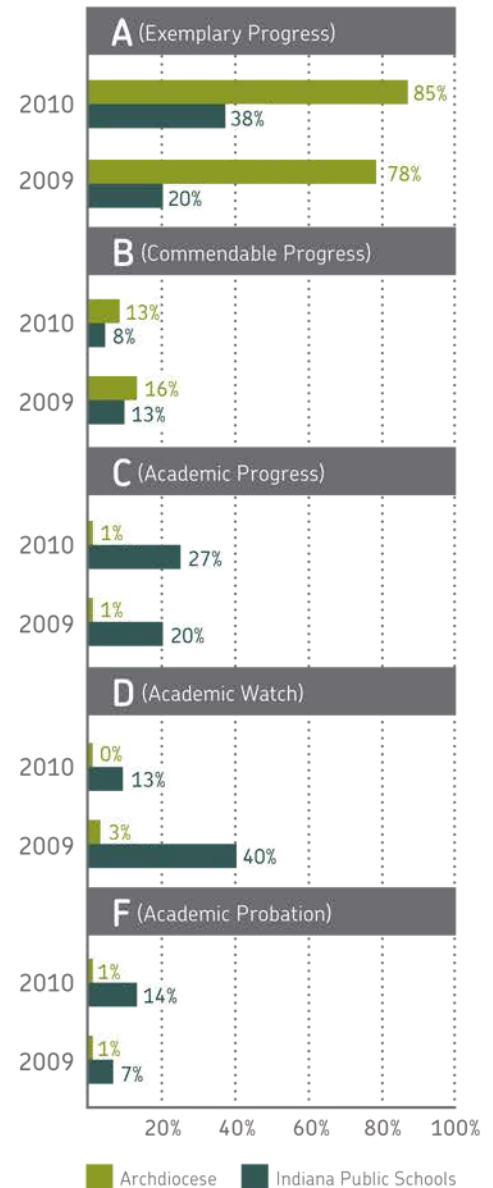
# ENROLLMENT INCREASED BY 612 STUDENTS IN OUR ARCHDIOCESE LAST YEAR.



## 2011 U.S. Graduation Rates

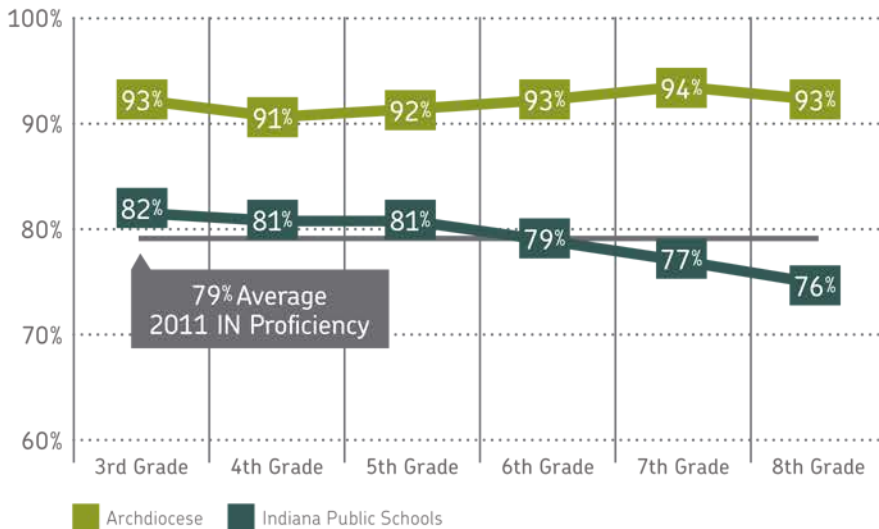


## 2011 School Accreditation Public Law 221



## Spring 2011 ISTEP+

Indiana Proficiency & Archdiocese Average Passing E/LA & Math



Since 2009, Archdiocesan high school students earning AP exam scores of 3 or higher\* averaged 64.5 percent compared to a 12.2 percent Indiana average.



\*The majority of U.S. colleges and universities grant college credit or advanced placement for a score of 3 or above on AP exams.

# TOP 10 REASONS

## To Choose a Catholic School



1. Catholic traditions, academic excellence and good stewardship in a community grounded in faith
2. Safe and disciplined environment that demands a high standard of conduct and promotes respect for others
3. Balanced curriculum that still includes art, music and fitness
4. Emphasis on moral development, citizenship and leadership skills
5. A 99 percent graduation rate with strong preparation for higher education
6. Faith-in-action through Christian service opportunities throughout the community
7. Exceptional and passionate faculty committed to helping students reach their highest potential
8. Individual attention within a caring community
9. Use of the latest technology to enhance education
10. I-STEP and End of Course Assessment scores continue to rise: The longer kids are in our schools, the better they perform.

1. Select the black box and delete.
2. Go to Insert > Picture and select your school logo. Scale to fit.
3. Select the default contact information, delete and type in your own contact information.
4. Select this text box and delete.

For more information, contact:  
School Name  
Contact Info Line One  
Contact Info Line Two